




Datasheet **SPLIT CORE CURRENT TRANSDUCER** **SCX Series (Voltage)**



Precision Power control/sensing

FEATURES:

- Split Core
- 0-5, 0-10 VDC
- Selectable or Fixed Range Models
- Up to 200 amps Input Current

MANUFACTURED BY AN ISO 9001 REGISTERED QUALITY SYSTEM KELE INC. PARTNER

AC SPLIT CORE CURRENT TRANSDUCERS

SCX Series (Voltage)

DESCRIPTION:

The SCX Series (Voltage) Series current transducers monitor line current for electrical loads such as pumps, conveyors, machine tools, or fans and output a 0-5 VDC or 0-10 VDC signal to represent the load current.

The SCX Series (Voltage) require no external power as they are totally powered by induction from the AC line being monitored.

The transducers are typically used to monitor motor operation and can be used to determine motor failure, belt loss, machine feed rates or tool wear.

SPECIFICATION:

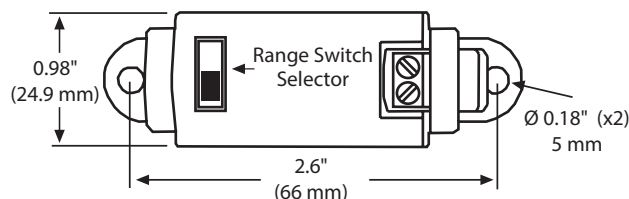
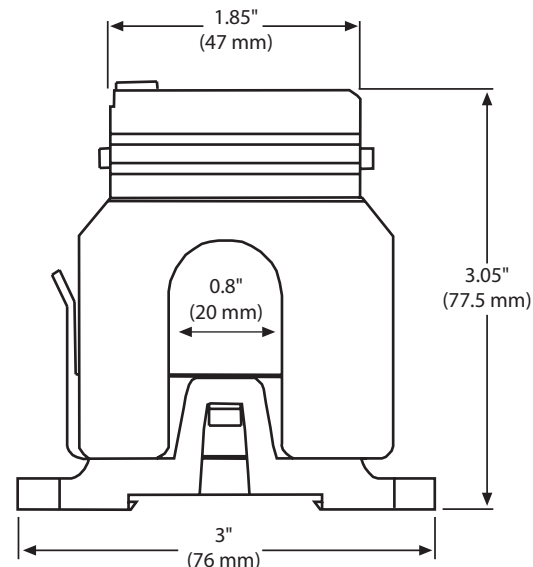
Measurement Range:	Up to 200 Amps - See ordering information
Accuracy:	± 2% FSO (10-100% of range)
Sensor Power:	Self-powered
Insulation Class:	600 VAC, insulated conductors
Frequency:	50-100 Hz
Response Time:	200 mS Typical, 0-90%
Output Load:	1 MΩ typical
Loading Error:	add 0.5% error with 100KΩ
Operating Temperature:	5° to 140°F (-15° to 60°C)
Operating Humidity:	5 to 90% RH non-condensing
Terminal Block:	14 to 22 AWG
Dimensions:	3.0 x 3.1 x 0.98 in (76 x 79 x 24.9 mm)
Sensor Aperture:	0.8 in (20.3 mm)
Enclosure Material:	ABS/PC, UL94 V-0
Agency Approvals:	cULus Listed

FEATURES:

- No field adjustment necessary
factory calibrated
- Input / Output isolation via
current transformer
- Solid-state reliability
- Small compact size
- Solid, reliable mounting method

PRODUCT ORDERING INFORMATION

MODEL	SENSING RANGE	MAXIMUM INPUT CURRENT	SIGNAL OUTPUT
SCX05V50	0-10/20/50 Amps - Switch Selectable	100 Amps Continuous	0-5 VDC
SCX05V150	0-50/100/150 Amps - Switch Selectable	150 Amps Continuous	0-5 VDC
SCX05V200	0-200 Amps	250 Amps Continuous	0-5 VDC
SCX10V60	0-10/20/60 Amps - Switch Selectable	100 Amps Continuous	0-10 VDC
SCX10V150	0-50/100/150 Amps - Switch Selectable	150 Amps Continuous	0-10 VDC
SCX10V200	0-200 Amps	225 Amps Continuous	0-10 VDC



Kele Inc.
3300 Brother Boulevard
Bartlett, TN 38133
info@kele.com
kele.com

USA: 888-397-5353
FAX: 800-284-5353
International: 901-382-6084
International FAX: 901-388-1697



RoHS
COMPLIANT

